

NOTE: WITHOUT DESCRIPTION OF ACCIDENT, ESTIMATE OF REPAIR, OR OPERATOR'S SIGNATURE, REPORT WILL NOT BE ACCEPTED.

SECTION D

YOUR VEHICLE				OTHER VEHICLE				BICYCLIST	PEDESTRIAN
DRIVER LICENSE NO.		STATE	CLASSIFICATION	DRIVER LICENSE NO.		STATE	CLASSIFICATION		
DRIVER'S NAME LAST, FIRST, MIDDLE				DRIVER'S NAME LAST, FIRST, MIDDLE					
D.O.B.			SEX	D.O.B.			SEX		
CURRENT ADDRESS, NUMBER AND STREET			PHONE NO.	CURRENT ADDRESS, NUMBER AND STREET			PHONE NO.		
CITY/TOWN		STATE	ZIP CODE	CITY/TOWN		STATE	ZIP CODE		
PLATE NO.	STATE	TRAILER PLATE NO.	STATE	PLATE NO.	STATE	TRAILER PLATE NO.	STATE		
SAME AS DRIVER <input type="checkbox"/>	OWNER NAME LAST, FIRST, MIDDLE			SAME AS DRIVER <input type="checkbox"/>	OWNER NAME LAST, FIRST, MIDDLE				
CURRENT ADDRESS, NUMBER AND STREET			PHONE NO.	CURRENT ADDRESS, NUMBER AND STREET			PHONE NO.		
CITY/TOWN		STATE	ZIP CODE	CITY/TOWN		STATE	ZIP CODE		
MAKE	YEAR	COMMERCIAL VEHICLE ACCIDENT <input type="checkbox"/>		MAKE	YEAR	COMMERCIAL VEHICLE ACCIDENT <input type="checkbox"/>			
V.I.N.				V.I.N.					
VEHICLE TOWED <input type="checkbox"/>	BY	TO		VEHICLE TOWED <input type="checkbox"/>	BY	TO			
DESCRIBE DAMAGE TO VEHICLE				DESCRIBE DAMAGE TO VEHICLE					
*ESTIMATED COST TO REPAIR				*ESTIMATED COST TO REPAIR					









SECTION E

YOUR INSURANCE CO.		ESTIMATED PROPERTY DAMAGE (OTHER THAN VEHICLE)
AGENT		IDENTIFY DAMAGED PROPERTY OTHER THAN VEHICLE(S)
ADDRESS		
POLICY NUMBER	EFFECTIVE DATE	

SECTION F

ACCIDENT DIAGRAM

Check one of the diagrams if it adequately describes the accident, OR draw your own diagram on a separate sheet and attach. Number the vehicles, with your vehicle being No. 1.

Rear  1 <input type="checkbox"/>	Passing  2 <input type="checkbox"/>	Lt. Turn  3 <input type="checkbox"/>	Intersection  4 <input type="checkbox"/>	Rt. Turn  5 <input type="checkbox"/>	Rt. Turn  6 <input type="checkbox"/>	Head On  7 <input type="checkbox"/>	Sideswipe  8 <input type="checkbox"/>
--	--	---	---	---	---	--	--

DESCRIBE THE ACCIDENT

* OPERATOR'S SIGNATURE _____ DATE OF REPORT _____

MON DAY YEAR

VEHICLE TYPE			YOUR Vehicle	16
1. Automobile	9. Moped	13. Other/Unknown	Other Vehicle	17
2. Pick-Up/Light Truck	10. Motor Home	Light Truck		18
3. Panel/Van	11. Passenger Light Van	97. Motor Carrier	Other Vehicle	19
8. Motorcycle	12. Utility Vehicle (4X4)	98. Other **		20
VEHICLE DIRECTION			YOUR Vehicle	21
1. North	3. South	99. Unknown	Other Vehicle or Ped/Bike	21
2. East	4. West			21
PRE-ACCIDENT ACTION			YOUR Vehicle	20
VEHICLE: (Box 20 and/or 21) 1. Following Roadway 2. Right Turn on Red 3. Making Right Turn 4. Making Left Turn 5. Making U-Turn 6. Starting From Parked 7. Starting in Traffic 8. Slowing or Stopping 9. Stopped in Traffic 10. Entering Park Position 11. Parked Properly 12. Parked and Rolled 13. Changing Lanes/Merging 14. Overtaking/Passing 15. Passing on Right 16. Backing 17. Parked Improperly			Other Vehicle or Ped/Bike	20
18. Avoid Something in Road 19. Wrong Way on a 1-Way 97. OTHER Action in Road (Box 21 only) 41. Crossing with Signal 42. Crossing against Signal 43. Crossing at Crosswalk No Signal 44. Crossing No Signal/Crosswalk 45. Walk/Ride with Traffic 46. Walk/Ride against Traffic 47. Emerge from Front/Rear of Parked Vehicle 48. Get On/Off School Bus 49. Get On/Off Vehicle 50. Pushing/Working on Vehicle 51. Playing/Jogging 52. Standing/Walking 98. OTHER Pedestrian/Bicyclist Action				21