

Town of Bristol 2007 Community Opinion Survey

1. Are the following SERVICES satisfactory?

	Y	N	U	Response Count
Police	81.5% (304)	10.5% (39)	8.0% (30)	373
Roads	76.8% (285)	18.3% (68)	4.9% (18)	371
Health Services	48.5% (180)	7.0% (26)	44.5% (165)	371
Recreation Areas	75.3% (280)	16.1% (60)	8.6% (32)	372
Fire	85.5% (319)	3.8% (14)	10.7% (40)	373
Town Offices	85.9% (318)	7.3% (27)	6.8% (25)	370
Trash/Recycling	59.3% (220)	27.8% (103)	12.9% (48)	371
Library	64.2% (238)	10.5% (39)	25.3% (94)	371
Cemetery	52.6% (193)	4.9% (18)	42.5% (156)	367
Emergency/Rescue	74.7% (275)	4.1% (15)	21.2% (78)	368
Other (please specify below):	15.4% (10)	32.3% (21)	52.3% (34)	65
			Other	39
			answered question	373
			skipped question	5

8-2

2. Are the following FACILITIES satisfactory?

	Y	N	U	Response Count
Police	66.8% (243)	20.1% (73)	13.2% (48)	364
Roads	72.0% (257)	17.4% (62)	10.6% (38)	357
Health Services	50.1% (179)	6.4% (23)	43.4% (155)	357
Recreation Areas	74.0% (268)	17.4% (63)	8.6% (31)	362
Fire	87.0% (314)	4.2% (15)	8.9% (32)	361
Town Offices	87.8% (316)	7.2% (26)	5.0% (18)	360
Trash/Recycling	63.9% (230)	23.6% (85)	12.5% (45)	360
Library	54.6% (197)	24.4% (88)	21.1% (76)	361
Cemetery	58.1% (208)	4.5% (16)	37.4% (134)	358
Emergency/Rescue	76.2% (269)	5.4% (19)	18.4% (65)	353
Other (please specify below):	25.0% (15)	20.0% (12)	55.0% (33)	60
			Other	24
			answered question	364
			skipped question	14

3. Are there enough of the following types of housing in Bristol?

	Y	N	U	Response Count
Single-Family Homes	70.1% (253)	9.1% (33)	20.8% (75)	361
Rental Units	63.1% (227)	9.7% (35)	27.2% (98)	360
Affordable Housing	43.6% (158)	22.4% (81)	34.0% (123)	362
Senior Citizen Housing	34.9% (127)	25.5% (93)	39.6% (144)	364
Low-Income/Subsidized	48.5% (173)	10.9% (39)	40.6% (145)	357
Other (please specify below)	18.6% (11)	6.8% (4)	74.6% (44)	59
			Other	16
			answered question	365
			skipped question	13

4. Should Bristol allow more multi-family housing?

	Y	N	U	Response Count
Buildings of 2-4 Units	44.1% (161)	44.4% (162)	11.5% (42)	365
Buildings of 5-8 Units	15.3% (55)	73.3% (263)	11.4% (41)	359
9 or more Units	9.0% (32)	81.6% (289)	9.3% (33)	354
			answered question	367
			skipped question	11

5. Should multi-family housing be encouraged in the following ways?

	Y	N	U	Response Count
Constructing new rental apartment buildings	29.5% (108)	60.9% (223)	9.6% (35)	366
Converting large houses	34.4% (126)	56.0% (205)	9.6% (35)	366
Building new condos	31.0% (113)	59.6% (217)	9.3% (34)	364
Developing new mobile home parks	11.0% (40)	81.6% (298)	7.4% (27)	365
Developing long-term camping parks	12.9% (47)	79.1% (287)	8.0% (29)	363
answered question				368
skipped question				10

6. Should new residential construction be encouraged?

	Y	N	U	Response Count
In or near the village	58.5% (213)	34.9% (127)	6.6% (24)	364
Near Newfound Lake	18.0% (66)	79.0% (290)	3.0% (11)	367
In strips along existing roads	44.6% (161)	45.7% (165)	9.7% (35)	361
Distributed over more-populated parts of town	32.2% (115)	56.9% (203)	10.9% (39)	357
Distributed over less-populated parts of town	56.9% (206)	34.3% (124)	8.8% (32)	362
Clustered in new villages or new neighborhoods	54.5% (199)	34.2% (125)	11.2% (41)	365
Other (please specify below):	15.7% (8)	37.3% (19)	47.1% (24)	51
Other				17
answered question				372
skipped question				6

7. Do you favor the following actions regarding historic preservation?

	Y	N	U	Response Count
Expanding the Historic District	46.8% (173)	37.6% (139)	15.7% (58)	370
Adding demolition review to the Historic District Ordinance	54.3% (200)	25.3% (93)	20.4% (75)	368
Use of tax abatements for improving historic properties	58.9% (219)	27.7% (103)	13.4% (50)	372
	answered question			372
	skipped question			6

8. Do you support town involvement to encourage/preserve the following?

	Y	N	U	Response Count
Downtown improvements (sidewalks, street lights, trees etc.)	91.7% (341)	7.3% (27)	1.1% (4)	372
Historic Buildings	74.3% (275)	18.9% (70)	6.8% (25)	370
Farmlands	67.8% (250)	23.3% (86)	8.9% (33)	369
Working farms	73.2% (271)	19.5% (72)	7.3% (27)	370
Wetlands	79.4% (293)	15.7% (58)	4.9% (18)	369
Pemigewasset River	83.8% (310)	12.2% (45)	4.1% (15)	370
Areas of scenic or natural beauty	89.4% (330)	8.4% (31)	2.2% (8)	369
Areas of important wildlife habitat	87.5% (323)	10.0% (37)	2.4% (9)	369
Newfound Lake shoreland	91.6% (336)	5.2% (19)	3.3% (12)	367
	answered question			373
	skipped question			5

9. Should the town provide/improve the following recreational opportunities?

	Y	N	U	Response Count
Town Beaches	80.1% (298)	16.9% (63)	3.0% (11)	372
Ice Skating Rink	48.8% (178)	37.0% (135)	14.2% (52)	365
Skateboard Park	48.2% (176)	39.2% (143)	12.6% (46)	365
Tennis Courts	60.2% (219)	26.1% (95)	13.7% (50)	364
Basketball Courts	64.5% (236)	22.7% (83)	12.8% (47)	366
Picnic Areas	75.3% (275)	17.5% (64)	7.1% (26)	365
Multi-Use Trail	84.0% (309)	13.0% (48)	3.0% (11)	368
Athletic Fields	69.2% (252)	22.0% (80)	8.8% (32)	364
Boat Access to Newfound Lake for Power Boats	31.4% (116)	62.3% (230)	6.2% (23)	369
Boat Access to Newfound Lake for Non-Power Boats	66.8% (248)	28.3% (105)	4.9% (18)	371
Community Recreation Building	61.9% (226)	26.0% (95)	12.1% (44)	365
Hunting Areas	25.2% (91)	61.2% (221)	13.6% (49)	361
Other (please specify below)	37.0% (17)	15.2% (7)	47.8% (22)	46
			Other	25
			answered question	374
			skipped question	4

10. Would you favor encouraging more of the following businesses in Bristol?

	Y	N	U	Response Count
Hotels and Motels	34.0% (124)	58.9% (215)	7.1% (26)	365
Small Inns/Bed and Breakfasts	87.1% (318)	10.7% (39)	2.2% (8)	365
Supermarkets	43.1% (159)	52.0% (192)	4.9% (18)	369
Bars or Taverns	28.4% (104)	66.9% (245)	4.6% (17)	366
Restaurants	71.7% (264)	22.6% (83)	5.7% (21)	368
Fast Food Stores	18.6% (68)	75.3% (275)	6.0% (22)	365
Convenience Stores	22.9% (83)	72.1% (261)	5.0% (18)	362
Banks	31.2% (113)	62.4% (226)	6.4% (23)	362
Antique/Gift Shops	59.9% (218)	33.2% (121)	6.9% (25)	364
Professional Services	76.3% (280)	16.6% (61)	7.1% (26)	367
Farmers Market	93.2% (342)	4.9% (18)	1.9% (7)	367
Other (please specify below)	47.6% (20)	11.9% (5)	40.5% (17)	42
			Other	35
			answered question	374
			skipped question	4

11. Should new BUSINESS development occur:

	Y	N	U	Response Count
Near the town center	72.7% (263)	20.2% (73)	7.2% (26)	362
Away from the town center on NH 3A South	43.4% (152)	43.4% (152)	13.1% (46)	350
Away from the town center on NH 3A North	34.6% (124)	54.2% (194)	11.2% (40)	358
Away from the town center on NH 104 East	56.2% (199)	33.1% (117)	10.7% (38)	354
Away from the town center on NH 104 West	56.7% (202)	32.0% (114)	11.2% (40)	356
Other (please specify below)	26.2% (11)	19.0% (8)	54.8% (23)	42
			Other	15
			answered question	372
			skipped question	6

12. Should new MUNICIPAL FACILITY development occur:

	Y	N	U	Response Count
Near the town center	59.9% (212)	31.4% (111)	8.8% (31)	354
Away from the town center on NH 3A South	19.4% (66)	64.5% (220)	16.1% (55)	341
Away from the town center on NH 3A North	17.9% (60)	66.3% (222)	15.8% (53)	335
Away from the town center on NH 104 East	30.4% (104)	55.6% (190)	14.0% (48)	342
Away from the town center on NH 104 West	29.3% (100)	55.4% (189)	15.2% (52)	341
Other (please specify below)	20.6% (13)	38.1% (24)	41.3% (26)	63
			Other	24
			answered question	371
			skipped question	7

13. Should Bristol encourage development of:

	Y	N	U	Response Count
Shopping Centers/Malls	22.4% (81)	72.4% (262)	5.2% (19)	362
Industrial complexes	35.0% (127)	57.0% (207)	8.0% (29)	363
Manufacturing businesses	54.5% (199)	37.8% (138)	7.7% (28)	365
Home occupations	70.0% (254)	19.0% (69)	11.0% (40)	363
Professional office parks	61.5% (224)	29.1% (106)	9.3% (34)	364
Other (please specify below)	38.5% (15)	20.5% (8)	41.0% (16)	39
			Other	19
			answered question	368
			skipped question	10

14. Do you favor adopting the following actions or policies?

	Y	N	U	Response Count
Building codes	82.5% (306)	11.1% (41)	6.5% (24)	371
Architectural review of new commercial buildings	82.4% (305)	10.8% (40)	6.8% (25)	370
Tax credits for use of renewable energy sources	86.8% (321)	9.5% (35)	3.8% (14)	370
Incentives to encourage recycling	89.8% (334)	7.0% (26)	3.2% (12)	372
Purchase of preservation land or easements	74.7% (277)	18.3% (68)	7.0% (26)	371
Redefining zoning districts	48.6% (173)	20.5% (73)	30.9% (110)	356
	answered question			373
	skipped question			5

15. To help us get a current view of the make-up of our town, please indicate which of the following apply to you:

Age

	under 25	26-40	41-55	56-79	over 80
Select answer:	0.6% (2)	11.9% (43)	38.1% (138)	48.3% (175)	1.1% (4)





Education

	less than high school	high school degree or equivalent	two-year college	four-year college	graduate school
Select answer:	0.8% (3)	16.0% (58)	20.7% (75)	28.9% (105)	33.6% (122)








Annual Income (optional)

	under \$15,000	\$15,000 to \$30,000	\$30,000 to \$50,000	\$50,000 to \$75,000	over \$75,000
Select answer:	1.3% (3)	2.9% (7)	21.4% (51)	25.2% (60)	49.2% (117)
	answered question				
	skipped question				

16. To help us get a current view of the make-up of our town, please indicate which of the following apply to you (check all that apply):

		Response Percent	Response Count
summer resident		33.6%	126
year-round resident		52.5%	197
rental resident		0.8%	3
own your home		69.6%	261
non-resident		9.6%	36
property owner		59.5%	223
Bristol business owner		8.3%	31
answered question			375
skipped question			3

17. Which of the following would you be willing to contribute to bring about the changes you have indicated you support (check all the apply)?

		Response Percent	Response Count
Time		55.2%	133
Money		17.8%	43
Materials		1.7%	4
Facilities		1.7%	4
Support public funding		61.4%	148
Serve on a board		30.3%	73
Other (please specify below)		10.4%	25
answered question			241
skipped question			137

18. Following up on Question No. 17 (above), please add your name and phone number here (optional -- to be used to contact potential volunteers and contributors):

	Response Count
	81
<i>answered question</i>	81
<i>skipped question</i>	297

19. What is the best thing about living and/or owning property in Bristol?

	Response Count
	287
<i>answered question</i>	287
<i>skipped question</i>	91

20. What do you think is the one most important change that needs to happen to improve Bristol?

	Response Count
	299
<i>answered question</i>	299
<i>skipped question</i>	79

21. What is the one thing most important to you not to change about Bristol?

	Response Count
	272
<i>answered question</i>	272
<i>skipped question</i>	106

22. Would you be willing to vote for extra tax money to be used for the projects you have recommended?

		Response Count
		306
<i>answered question</i>		306
<i>skipped question</i>		72

Town of Bristol 2007 Community Opinion Survey - Manual Responses

1. Are the following SERVICES satisfactory?

	Y	N	U	Response Count
Police	91.1% (72)	2.5% (2)	6.3% (5)	79
Roads	70.9% (56)	25.3% (20)	3.8% (3)	79
Health Services	65.4% (51)	5.1% (4)	29.5% (23)	78
Recreation Areas	86.1% (68)	7.6% (6)	6.3% (5)	79
Fire	91.1% (72)	0.0% (0)	8.9% (7)	79
Town Offices	92.2% (71)	6.5% (5)	1.3% (1)	77
Trash/Recycling	67.5% (52)	26.0% (20)	6.5% (5)	77
Library	77.3% (58)	12.0% (9)	10.7% (8)	75
Cemetery	63.2% (48)	3.9% (3)	32.9% (25)	76
Emergency/Rescue	73.1% (57)	5.1% (4)	21.8% (17)	78
Other (please specify below):	40.0% (6)	26.7% (4)	33.3% (5)	15
			Other	15
			answered question	80
			skipped question	0

2. Are the following FACILITIES satisfactory?

	Y	N	U	Response Count
Police	67.9% (53)	16.7% (13)	15.4% (12)	78
Roads	63.6% (49)	27.3% (21)	9.1% (7)	77
Health Services	61.0% (47)	3.9% (3)	35.1% (27)	77
Recreation Areas	78.4% (58)	8.1% (6)	13.5% (10)	74
Fire	85.9% (67)	1.3% (1)	12.8% (10)	78
Town Offices	87.0% (67)	9.1% (7)	3.9% (3)	77
Trash/Recycling	65.8% (50)	26.3% (20)	7.9% (6)	76
Library	59.7% (46)	28.6% (22)	11.7% (9)	77
Cemetery	61.0% (47)	6.5% (5)	32.5% (25)	77
Emergency/Rescue	74.0% (57)	2.6% (2)	23.4% (18)	77
Other (please specify below):	36.8% (7)	10.5% (2)	52.6% (10)	19
			Other	11
			answered question	78
			skipped question	2

3. Are there enough of the following types of housing in Bristol?

	Y	N	U	Response Count
Single-Family Homes	60.3% (47)	19.2% (15)	20.5% (16)	78
Rental Units	46.8% (36)	23.4% (18)	29.9% (23)	77
Affordable Housing	42.9% (33)	27.3% (21)	29.9% (23)	77
Senior Citizen Housing	35.4% (28)	34.2% (27)	30.4% (24)	79
Low-Income/Subsidized	43.6% (34)	23.1% (18)	33.3% (26)	78
Other (please specify below)	26.7% (4)	6.7% (1)	66.7% (10)	15
			Other	3
			answered question	79
			skipped question	1

4. Should Bristol allow more multi-family housing?

	Y	N	U	Response Count
Buildings of 2-4 Units	39.2% (31)	43.0% (34)	17.7% (14)	79
Buildings of 5-8 Units	10.3% (8)	70.5% (55)	19.2% (15)	78
9 or more Units	6.4% (5)	74.4% (58)	19.2% (15)	78
			answered question	79
			skipped question	1

5. Should multi-family housing be encouraged in the following ways?

	Y	N	U	Response Count
Constructing new rental apartment buildings	29.5% (23)	55.1% (43)	15.4% (12)	78
Converting large houses	37.2% (29)	47.4% (37)	15.4% (12)	78
Building new condos	28.2% (22)	56.4% (44)	15.4% (12)	78
Developing new mobile home parks	6.4% (5)	78.2% (61)	15.4% (12)	78
Developing long-term camping parks	13.9% (11)	74.7% (59)	11.4% (9)	79
			answered question	79
			skipped question	1

6. Should new residential construction be encouraged?

	Y	N	U	Response Count
In or near the village	55.1% (43)	26.9% (21)	17.9% (14)	78
Near Newfound Lake	22.5% (18)	65.0% (52)	12.5% (10)	80
In strips along existing roads	40.5% (32)	44.3% (35)	15.2% (12)	79
Distributed over more-populated parts of town	27.3% (21)	51.9% (40)	20.8% (16)	77
Distributed over less-populated parts of town	47.4% (37)	37.2% (29)	15.4% (12)	78
Clustered in new villages or new neighborhoods	38.5% (30)	44.9% (35)	16.7% (13)	78
Other (please specify below):	28.0% (7)	32.0% (8)	40.0% (10)	25
			Other	7
			answered question	80
			skipped question	0

7. Do you favor the following actions regarding historic preservation?

	Y	N	U	Response Count
Expanding the Historic District	40.5% (32)	44.3% (35)	15.2% (12)	79
Adding demolition review to the Historic District Ordinance	46.8% (37)	35.4% (28)	17.7% (14)	79
Use of tax abatements for improving historic properties	60.0% (48)	30.0% (24)	10.0% (8)	80
	answered question			80
	skipped question			0

8. Do you support town involvement to encourage/preserve the following?

	Y	N	U	Response Count
Downtown improvements (sidewalks, street lights, trees etc.)	86.3% (69)	5.0% (4)	8.8% (7)	80
Historic Buildings	65.0% (52)	25.0% (20)	10.0% (8)	80
Farmlands	65.4% (51)	24.4% (19)	10.3% (8)	78
Working farms	70.9% (56)	21.5% (17)	7.6% (6)	79
Wetlands	63.3% (50)	27.8% (22)	8.9% (7)	79
Pemigewasset River	75.9% (60)	11.4% (9)	12.7% (10)	79
Areas of scenic or natural beauty	82.3% (65)	8.9% (7)	8.9% (7)	79
Areas of important wildlife habitat	75.9% (60)	12.7% (10)	11.4% (9)	79
Newfound Lake shoreland	89.6% (69)	5.2% (4)	5.2% (4)	77
	answered question			80
	skipped question			0

9. Should the town provide/improve the following recreational opportunities?

	Y	N	U	Response Count
Town Beaches	79.7% (63)	19.0% (15)	1.3% (1)	79
Ice Skating Rink	50.6% (40)	30.4% (24)	19.0% (15)	79
Skateboard Park	42.5% (34)	36.3% (29)	21.3% (17)	80
Tennis Courts	53.2% (42)	29.1% (23)	17.7% (14)	79
Basketball Courts	57.0% (45)	27.8% (22)	15.2% (12)	79
Picnic Areas	70.5% (55)	20.5% (16)	9.0% (7)	78
Multi-Use Trail	74.7% (59)	13.9% (11)	11.4% (9)	79
Athletic Fields	52.6% (40)	34.2% (26)	13.2% (10)	76
Boat Access to Newfound Lake for Power Boats	36.7% (29)	55.7% (44)	7.6% (6)	79
Boat Access to Newfound Lake for Non-Power Boats	55.8% (43)	39.0% (30)	5.2% (4)	77
Community Recreation Building	55.1% (43)	32.1% (25)	12.8% (10)	78
Hunting Areas	23.1% (18)	60.3% (47)	16.7% (13)	78
Other (please specify below)	46.7% (7)	20.0% (3)	33.3% (5)	15
			Other	16
			answered question	80
			skipped question	0

10. Would you favor encouraging more of the following businesses in Bristol?

	Y	N	U	Response Count
Hotels and Motels	44.3% (35)	51.9% (41)	3.8% (3)	79
Small Inns/Bed and Breakfasts	75.0% (60)	20.0% (16)	5.0% (4)	80
Supermarkets	42.5% (34)	48.8% (39)	8.8% (7)	80
Bars or Taverns	32.5% (26)	62.5% (50)	5.0% (4)	80
Restaurants	61.5% (48)	32.1% (25)	6.4% (5)	78
Fast Food Stores	17.9% (14)	74.4% (58)	7.7% (6)	78
Convenience Stores	29.5% (23)	65.4% (51)	5.1% (4)	78
Banks	27.8% (22)	55.7% (44)	16.5% (13)	79
Antique/Gift Shops	38.0% (30)	51.9% (41)	10.1% (8)	79
Professional Services	72.5% (58)	17.5% (14)	10.0% (8)	80
Farmers Market	87.3% (69)	7.6% (6)	5.1% (4)	79
Other (please specify below)	45.5% (5)	9.1% (1)	45.5% (5)	11
			Other	14
			answered question	80
			skipped question	0

11. Should new BUSINESS development occur:

	Y	N	U	Response Count
Near the town center	71.6% (53)	18.9% (14)	9.5% (7)	74
Away from the town center on NH 3A South	37.1% (26)	45.7% (32)	17.1% (12)	70
Away from the town center on NH 3A North	39.7% (27)	42.6% (29)	17.6% (12)	68
Away from the town center on NH 104 East	42.3% (30)	40.8% (29)	16.9% (12)	71
Away from the town center on NH 104 West	52.8% (38)	33.3% (24)	13.9% (10)	72
Other (please specify below)	31.3% (5)	25.0% (4)	43.8% (7)	16
			Other	12
			<i>answered question</i>	80
			<i>skipped question</i>	0

12. Should new MUNICIPAL FACILITY development occur:

	Y	N	U	Response Count
Near the town center	55.7% (39)	30.0% (21)	14.3% (10)	70
Away from the town center on NH 3A South	12.9% (9)	67.1% (47)	20.0% (14)	70
Away from the town center on NH 3A North	14.5% (10)	62.3% (43)	23.2% (16)	69
Away from the town center on NH 104 East	23.9% (17)	53.5% (38)	22.5% (16)	71
Away from the town center on NH 104 West	25.7% (19)	52.7% (39)	21.6% (16)	74
Other (please specify below)	5.6% (1)	50.0% (9)	44.4% (8)	18
			Other	10
			answered question	78
			skipped question	2

13. Should Bristol encourage development of:

	Y	N	U	Response Count
Shopping Centers/Malls	30.8% (24)	64.1% (50)	5.1% (4)	78
Industrial complexes	47.4% (37)	47.4% (37)	5.1% (4)	78
Manufacturing businesses	58.2% (46)	36.7% (29)	5.1% (4)	79
Home occupations	69.3% (52)	21.3% (16)	9.3% (7)	75
Professional office parks	60.3% (47)	28.2% (22)	11.5% (9)	78
Other (please specify below)	50.0% (6)	25.0% (3)	25.0% (3)	12
			Other	10
			answered question	80
			skipped question	0

14. Do you favor adopting the following actions or policies?

	Y	N	U	Response Count
Building codes	79.7% (63)	11.4% (9)	8.9% (7)	79
Architectural review of new commercial buildings	64.6% (51)	24.1% (19)	11.4% (9)	79
Tax credits for use of renewable energy sources	78.2% (61)	14.1% (11)	7.7% (6)	78
Incentives to encourage recycling	72.2% (57)	17.7% (14)	10.1% (8)	79
Purchase of preservation land or easements	49.4% (39)	31.6% (25)	19.0% (15)	79
Redefining zoning districts	44.6% (33)	29.7% (22)	25.7% (19)	74
	answered question			80
	skipped question			0

15. To help us get a current view of the make-up of our town, please indicate which of the following apply to you:

Age

	under 25	26-40	41-55	56-79	over 80
Select answer:	0.0% (0)	5.6% (4)	19.7% (14)	59.2% (42)	15.5% (11)

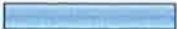






Education

	less than high school	high school degree or equivalent	two-year college	four-year college	graduate school
Select answer:	1.5% (1)	18.2% (12)	21.2% (14)	33.3% (22)	25.8% (17)








Annual Income (optional)

	under \$15,000	\$15,000 to \$30,000	\$30,000 to \$50,000	\$50,000 to \$75,000	over \$75,000
Select answer:	7.4% (4)	27.8% (15)	20.4% (11)	20.4% (11)	24.1% (13)
	answered question				
	skipped question				

16. To help us get a current view of the make-up of our town, please indicate which of the following apply to you (check all that apply):

		Response Percent	Response Count
summer resident		24.7%	18
year-round resident		63.0%	46
rental resident		2.7%	2
own your home		67.1%	49
non-resident		2.7%	2
property owner		52.1%	38
Bristol business owner		11.0%	8
answered question			73
skipped question			7

17. Which of the following would you be willing to contribute to bring about the changes you have indicated you support (check all the apply)?

		Response Percent	Response Count
Time		61.7%	29
Money		8.5%	4
Materials		4.3%	2
Facilities		4.3%	2
Support public funding		38.3%	18
Serve on a board		23.4%	11
Other (please specify below)		36.2%	17
answered question			47
skipped question			33

18. Following up on Question No. 17 (above), please add your name and phone number here (optional -- to be used to contact potential volunteers and contributors):

	Response Count
	22
<i>answered question</i>	22
<i>skipped question</i>	58

19. What is the best thing about living and/or owning property in Bristol?

	Response Count
	62
<i>answered question</i>	62
<i>skipped question</i>	18

20. What do you think is the one most important change that needs to happen to improve Bristol?

	Response Count
	68
<i>answered question</i>	68
<i>skipped question</i>	12

21. What is the one thing most important to you not to change about Bristol?

	Response Count
	63
<i>answered question</i>	63
<i>skipped question</i>	17

22. Would you be willing to vote for extra tax money to be used for the projects you have recommended?

	Response Count
	55
<i>answered question</i>	55
<i>skipped question</i>	25